

### AV2-2007-075T-MAB

#### Product Description

The Flowtech AV2-2007-075T-MAB booster set utilises WRAS approved components and features 2 stainless steel multistage pumps mounted on a powder-coated steel base plate. The pumps are operated by our advanced variable speed controller and will deliver a nominal flow rate of 56 m³/h (Per Pump) and nominal head pressure of up to 109.5 metres.

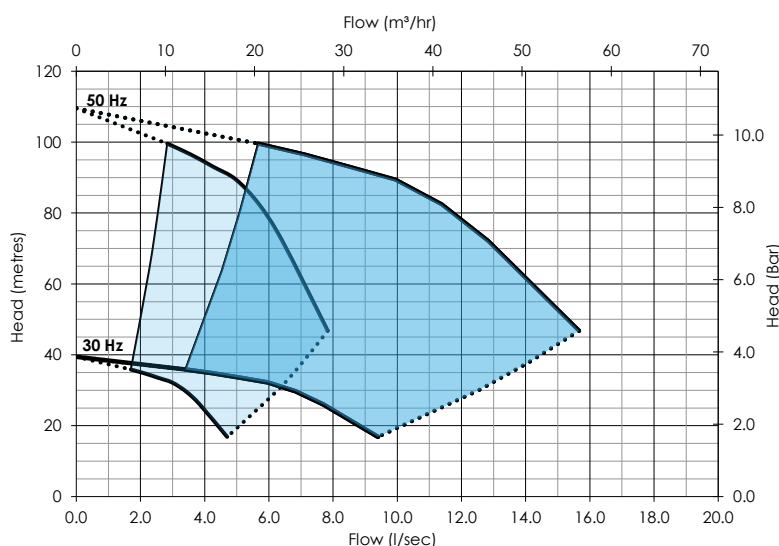
Certifications	<ul style="list-style-type: none"> <li>Fully WRAS Approved</li> <li>Kiwa Regulation 4 Approved</li> <li>UKCA Approved</li> <li>CE Approved</li> </ul>
Control Panel	<ul style="list-style-type: none"> <li>Controlled by our advanced MAB variable speed control panel</li> <li>Volt free contacts</li> <li>Dry run protection</li> <li>Duty-assist and duty-standby mode</li> </ul>
Features	<ul style="list-style-type: none"> <li>304/316 Stainless steel manifold assembly</li> <li>Suitable for a 3 phase 400v supply</li> <li>Air cooled inverters</li> <li>External low water level facility</li> <li>Pressure vessel with flow through isolation &amp; drain valves</li> <li>Robust steel powder coated base, compact size</li> <li>AV mounts &amp; Flexible connectors optional</li> <li>2 Year Warranty</li> <li>Minimum pressure alarm</li> <li>Safety start (slow fill mode)</li> </ul>



#### Specification

Suction connection	3"
Delivery connection	3"
Max operating flow (per pump)	7.8 l/s
Max operating pressure	9.8 bar
Closed valve pressure	10.7 bar
Maximum system pressure rating	16 Bar
Speed	Variable
IP rating	IP44
Motor power	7.5 kW
Weight	177.5 kg
Pressure vessels N° x [Litres]	48 x [2]
Maximum operating temperature	23°C

#### Pump Performance Curve



Losses in fittings and valves not included.

Performances shown are for S.G. 1.0 water with a liquid temperature during operation of 20 °C

Pumps are tested in accordance with BS EN ISO 9906:2012 Rotodynamic pumps - Hydraulic performance acceptance tests - Grade 3B (ISO 9906:2012)

**flowtech**

## Electrical Data

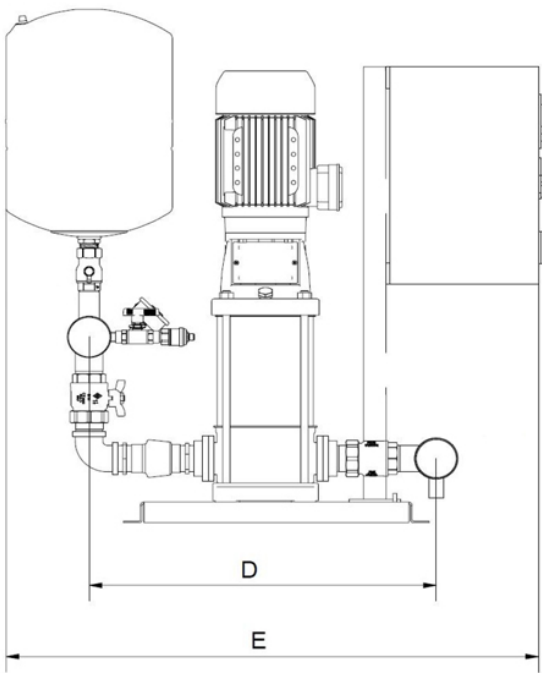
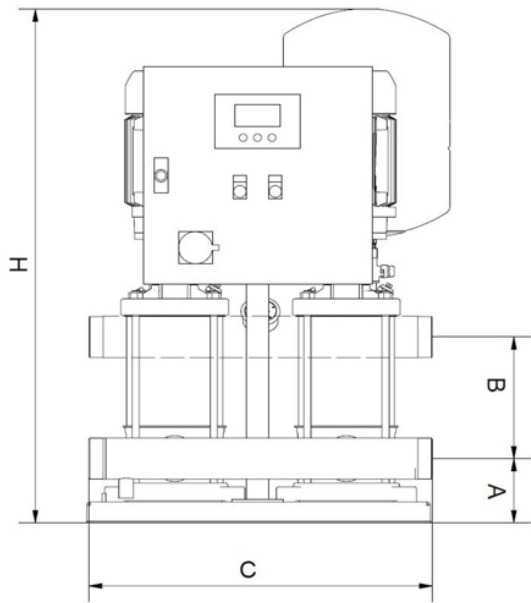
Operating speed range	30 - 50Hz
Per pump Current @ Full Load	14.4 A
Total Current @ Full Load	28.8 A
Supply Voltage	400v
Electrical Phase	3Φ

## Model Codes

### AV2-2007-075T-MAB

Range	
# of Pumps	
BEP Flowrate (m³/h)	
Pump Stages	
Motor size	
Power Supply	

## Technical Drawing



Note: The post is 1000 mm for all models.  
ALL DIMENSIONAL DATA PROVIDED IS FOR REFERENCE ONLY AND MAY BE SUBJECT TO CHANGE WITHOUT NOTICE. IT IS THE USER'S RESPONSIBILITY TO VERIFY ALL CRITICAL INTERFACE DIMENSIONS WITH ENGINEERING BEFORE PROCEEDING WITH DESIGN, MANUFACTURING, OR INTEGRATION.

## Drawing dimensions

Dimension A	160
Dimension B	265
Dimension C	750
Dimension D	610
Dimension E	1000
Dimension H	1375

**flowtech**

Unit A Quedgeley West Business Park, Gloucester GL2 4PA  
flowtech.org.uk | 0333 200 1756 | info@flowtech.org.uk

Document # DOC-17360

Revision: 6

